

 **INSPECTIS**

Quality of Inspection



Configurable, Ergonomic Optical Inspection Systems

INSPECTIS™
Digital Microscopes

Designed for ergonomic use

Inspectis digital microscopes provide relief to eyes, neck and shoulders through the unique ergonomic design and minimum 230 mm free working distance. By allowing operators to sit comfortably in a good working position, their inspection tasks can be carried out more efficiently.




The Inspectis Microscopes are available in two basic models. All-in-one, plug-and-play systems with integrated stand and built-in white LED illumination and modular systems configurable with different stands, illuminations, and image capture options.



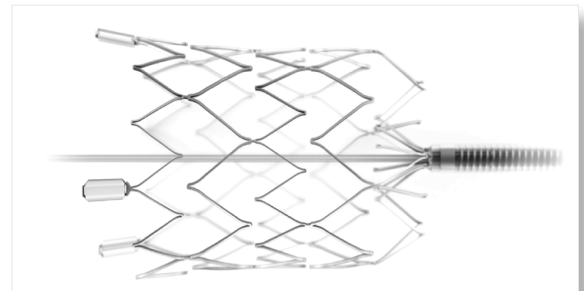
U30 with Integrated Stand

U30s with Single-arm Boom Stand


The system's standard optics produces ~ 1.9 - 56x magnification (on 24" monitor). If further magnification is needed, a wide range of diopter Macro Lenses can be added to magnify up to 170x.



Bonding, x10 Zoom, 16x Mag. with ProX software



Stent, x20 Zoom with +5 Macro, 64x Mag.



Micro mechanics, x20 Zoom, 31x Mag.

"Inspectis can significantly reduce the time you spend on inspecting parts"

Optimised for inspection of fine details

Thanks to their large aperture high-resolution optics and sensitive image sensors, Inspectis digital microscopes provide excellent image of finely detailed objects, especially micro mechanics, solder joints on PCBs, stents and highly reflective metallic parts.

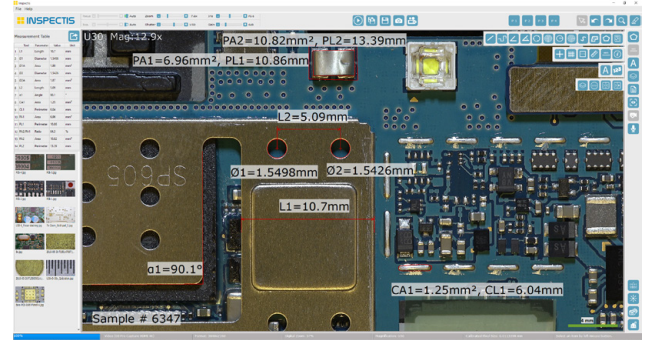
Inspectis U30s, F30s and C12s modular microscopes can easily be deployed as in-line optical inspections systems in commonly used industrial racks.



Inspectis stand-alone Microscopes are totally configurable with a variety of mounting solutions, illuminations and stages.



With INSPECTIS® software you gain access to automatic focus stacking, interval overlay display, automatic lens distortion correction, automatic calibration tracking and powerful metrology tools in your computer.



Connect an Inspectis digital microscope to standard HDMI input of a 4K UHD display and take advantage of the astonishing image resolution, high contrast and true colours in your optical inspection work.



"Inspectis Microscopes designed according to industry standards"

Making optical inspection enjoyable





Inspectis digital microscopes offer true ease of use with minimal interaction needed with controls and settings. All basic parameters such as zoom, brightness and colour levels can be controlled by the user through on-board buttons on top of the device.

When required, the "advanced push-switch", "knob-drive" or "software" remote control options allows the excellence of the imaging system to be exploited further.



- 1:30x Zoom Optics
- Fast AutoFocus
- On board Controls
- Aluminium Housing
- HDMI Digital Output
- Red Laser Pointer
- Configurable
- ESD Protected
- Stable Stands
- USB3.0 or PCIe Captures
- Wide range of Accessories
- Advanced Remote Controllers



	HD	Full HD 1080	4K ULTRA HD	4K ULTRA HD
	C12	F30s	U30	U30s
				
Product number	HD-010-KIT-CAP	HD-013-KIT-CAP	HD-015	HD-016-KIT-ADV
Structure	All-in-One System with Integrated Stand, Advanced Remote Control Built-in LED Light, SD-card image capture and 22" LCD Monitor	Full HD performance with Boom Stand, Flexible Matrix Light, Digital Image&Video Capture and 22" LCD Monitor	All-in-One System with Integrated Stand, On-board Controls and Built-in LED Light (4K Monitor to be ordered)	4K performance with RingLight Track Stand, XY-board, extra +10 diopter and INSPECTIS ProX Utility/Metrology Software
Video output	720p 60fps	1080p 60fps	2160p 30 fps, switchable to 1080p 60fps	
Interface	HDMI	HDMI	HDMI	
Resolution	1280x720 pixels (1 Mp)	1920x1080 pixels (2 Mp)	3840x2160 pixels (8 Mp), switchable to 1920x1080 pixels	
Lens system	12:1 zoom, Autofocus	30:1 zoom, Autofocus	30:1 zoom, Autofocus	
Working distance	Fixed, 240mm	Adjustable, 60-228mm	Fixed, 230mm	Adjustable, 60-228mm
Mag.* (standard optics)	~ 2.2x ~ 26x	~ 1.9x ~ 56x	~ 1.7x ~ 52x	
Mag.* (with extra diopter)	~ 6.8x ~ 80x (with +10)	~ 5.7x ~ 170x (with +10)	~ 5.6x ~ 168x (with +10)	
F.o.V. (standard optics)	~ 20.2 - 232 mm (H)	~ 9.3 - 270 mm (H)	~ 10 - 301 mm (H)	
F.o.V. (with extra diopter)	~ 6.5 - 75 mm (H) (with +10)	~ 3.1 - 93 mm (H) (with +10)	~ 3.2 - 96 mm (H) (with +10)	
Controls	On-board and Advanced Remote	On-board	On-board	On-board and via Software
Illumination	Integrated LED Light	Single-Spot LED matrix light	Integrated LED Light	Ring Light with dimmer
Stand	Integrated	Single-arm Boom	Integrated	Track, Large base with focusing
Monitor	Full HD 22"	Full HD 12" or 22" or 24"	Ultra HD (4k) 24" or 28" (optional)	
Image capture	Built-in SD card Capture. INSPECTIS® software (optional)	External USB Capture	External USB Capture or INSPECTIS® software (optional)	USB3.0 Capture with INSPECTIS® Pro software

* Magnification is on screen, displayed on 24" monitor.

Extended Working Distance versions **500 mm** and **1000 mm** are available.

All products are available with **Antistatic Housing** and **Laser Pointer** options.



"Configurable with different Hardware and Software levels"

Reseller



Quality of Inspection

Inspectis Optical Systems
Stockholm, Sweden

www.inspect-is.com
info@inspect-is.com